

Century Components

Cutting Board Pullout Installation Instructions

Models CBP14-34PF & CBP16-34PF

To be installed in drawer opening above 34 qt waste unit.

- 1) Install Cutting Board Pullout, following concept of a typical drawer installation, by attaching the included Blum slides to both sides of the cabinet. "Locking units" and synchronization rod are preassembled. See illustration on reverse side, upper right.
- 2) Fasten "latches" in the appropriate holes in the upper front of the slides. Illustration on reverse, lower right.
- 3) Attach drawer front.

Models CBP14-50PF & CBP16-50PF

To be installed above 50 qt waste unit, in the same door opening.

- 1) Install Cutting Board Pullout, following concept of a typical drawer installation, by attaching the included Blum slides to both sides of the cabinet. "Locking units" and synchronization rod are preassembled. See illustration on reverse side, upper right.
- 2) Fasten "latches" in the appropriate holes in the upper front of the slides. Illustration on reverse, lower right.

Important Note To Consumers: To ensure the longevity of your new cutting board, a "butcher block conditioner" or "cutting board oil" needs to be applied on a monthly basis. This will stabilize the wood fibers and is especially critical the first year.

TANDEM plus BLUMOTION & MOVENTO



Pull-Out Shelf Lock

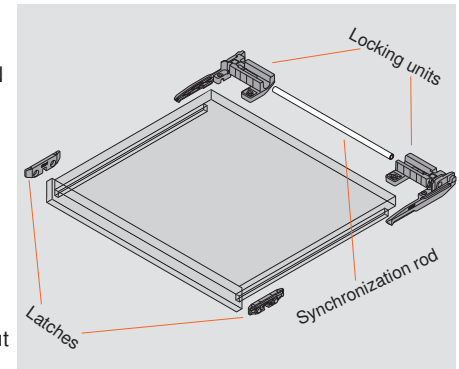
Application



Description

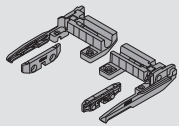
- For TANDEM 563 H./., 569H./., and all MOVENTO runners
- Can be combined with TIP-ON BLUMOTION
- Two-sided locking for secure hold
- Can be released with one hand from either side of the shelf
- Easy installation with self-aligning components
- No change to runner installation
- Can be easily integrated into the existing manufacturing processes
- Designed for use in frameless or blocked-out face frame applications only at this time

Basic components



Components

Pull-out shelf lock set

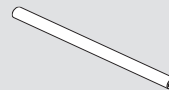


- Nylon, Orion gray material
- Set Includes:
- 2 locking units (install with wood screws)
 - 2 latches (install with wood or system screws)
 - Installation instructions
 - Not designed for TANDEM plus BLUMOTION 9" length runners

Part no.

Pull-out shelf lock set	295H5700
Wood screw	606N or 606P
System screw	661.1450.HG

Synchronization rod

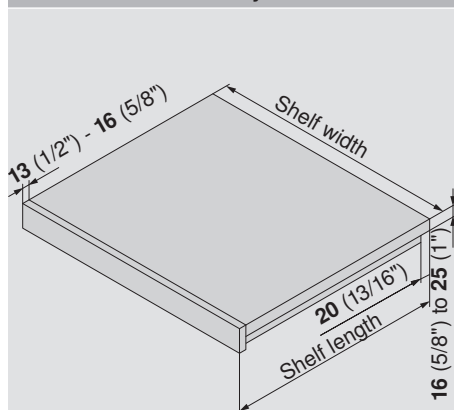


- Natural color
- Aluminum material
- Opening width:
 - Minimum = **212** (8-3/8")
 - Maximum = **1176** (46-5/16")
- Length **1089** (42-7/8"), cut to size
- Pull-out shelf lock can be released with one hand thanks to the synchronization rod

Synchronization rod	ZST.1089W
---------------------	------------------

NOTE: Length = opening width minus **87** (3-7/16")

Pull-out shelf assembly



- Shelf width = opening width minus **22** (7/8")
- Shelf length = specified length for runner minus **28** (1-1/8")

Front view

